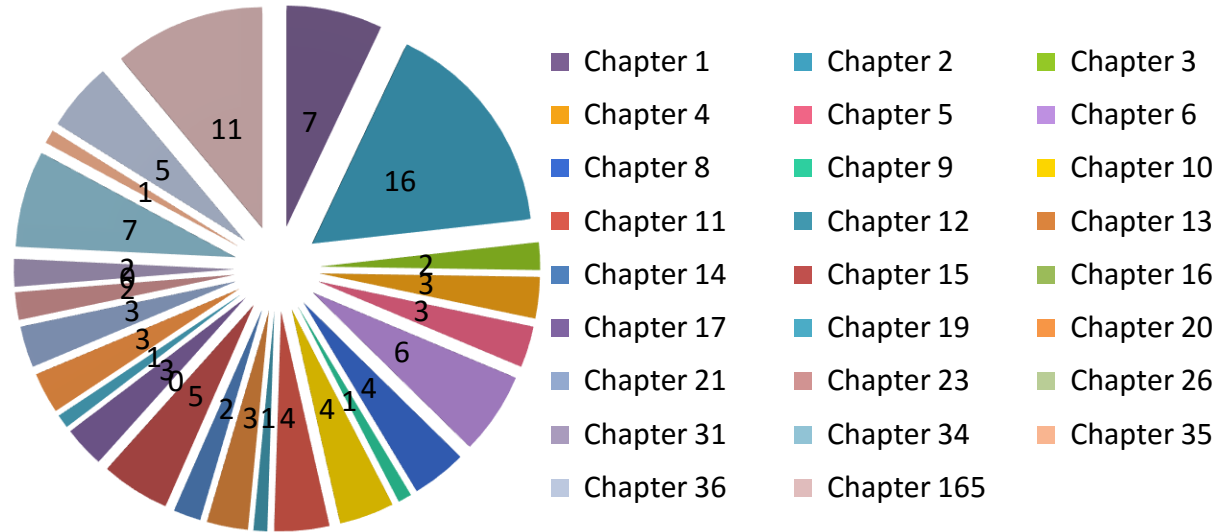


CALIFORNIA STATE RETIREES



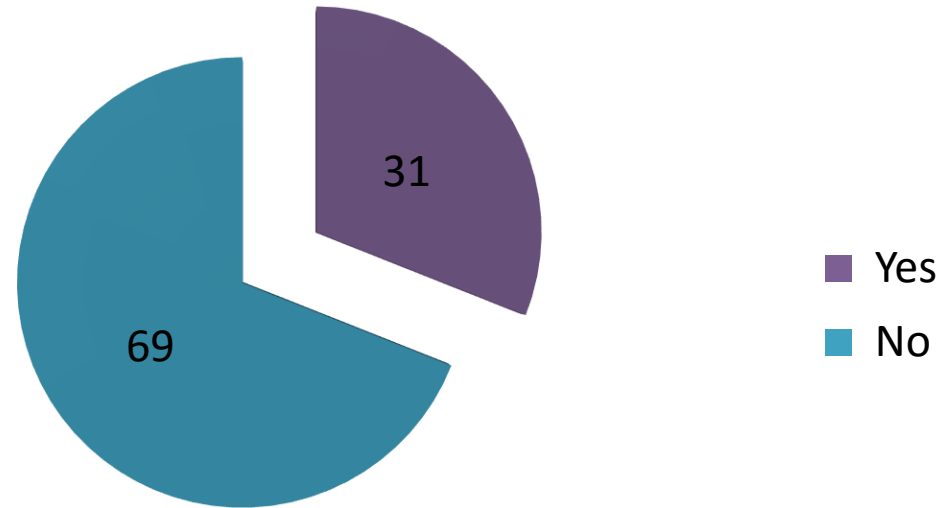
CSR Dental Survey – Summary Results
18 February 2016

1. Please Select your CSR Chapter



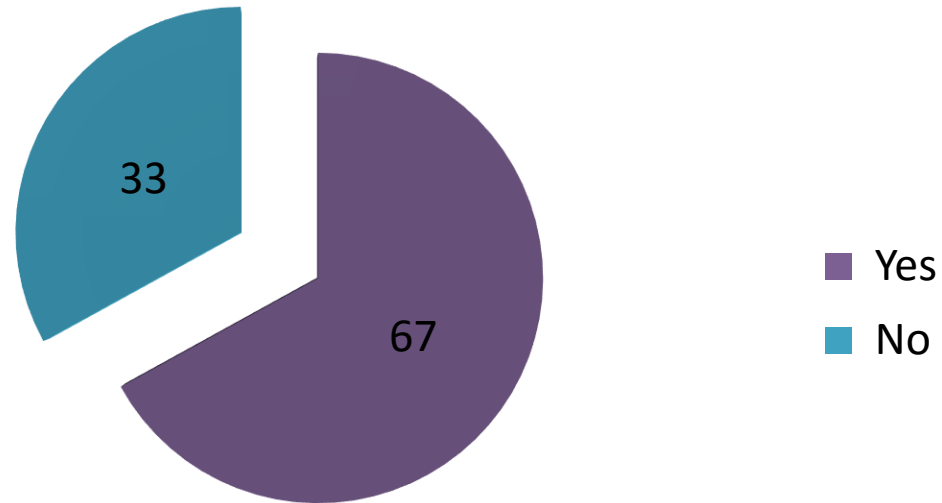
Value	Percent	Value	Percent
Chapter 1	7.20%	Chapter 15	4.90%
Chapter 2	15.90%	Chapter 16	0.30%
Chapter 3	2.30%	Chapter 17	3.20%
Chapter 4	3.20%	Chapter 19	0.90%
Chapter 5	2.60%	Chapter 20	2.60%
Chapter 6	6.10%	Chapter 21	3.50%
Chapter 8	4.30%	Chapter 23	1.70%
Chapter 9	1.50%	Chapter 26	0.30%
Chapter 10	3.80%	Chapter 31	2.00%
Chapter 11	3.80%	Chapter 34	6.70%
Chapter 12	0.90%	Chapter 35	1.50%
Chapter 13	2.90%	Chapter 36	5.50%
Chapter 14	2.00%	Chapter 165	10.70%

2. Are you happy with your current dental plan?



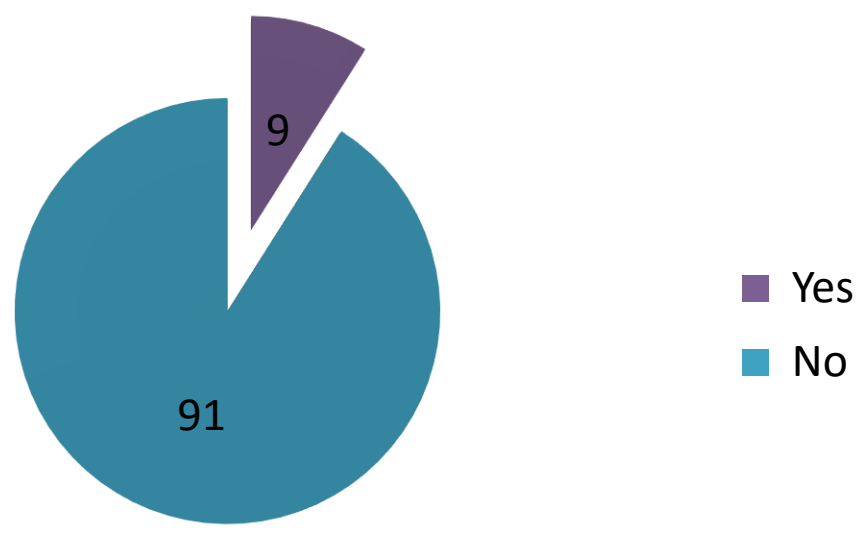
Value	Percent
Yes	30.6%
No	69.4%

3. Do you put off needed procedures because the maximum annual benefit is too low?



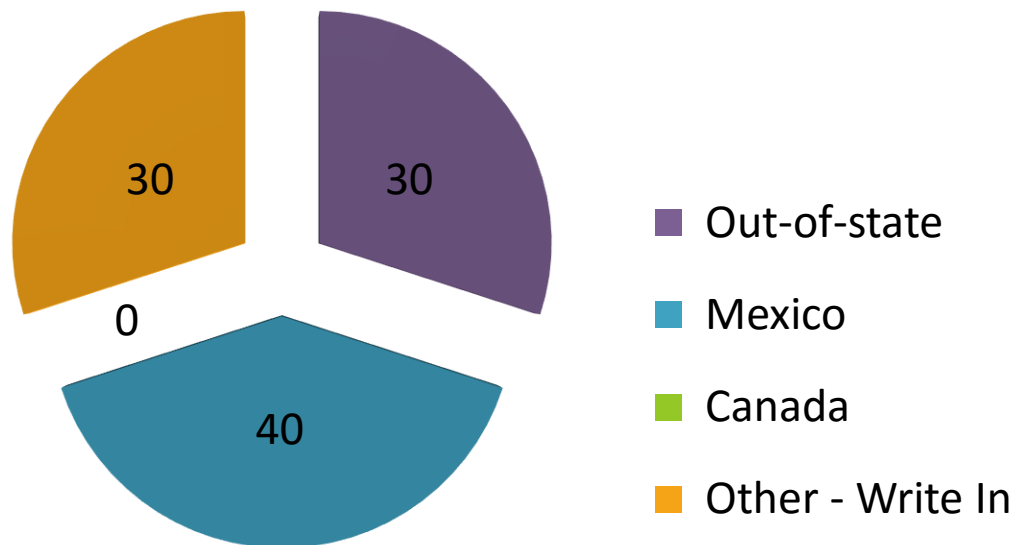
Value	Percent
Yes	67.3%
No	32.7%

4. Have you had to seek alternative dental care outside of the country, due to high costs in the US or low maximum benefit of your current plan?



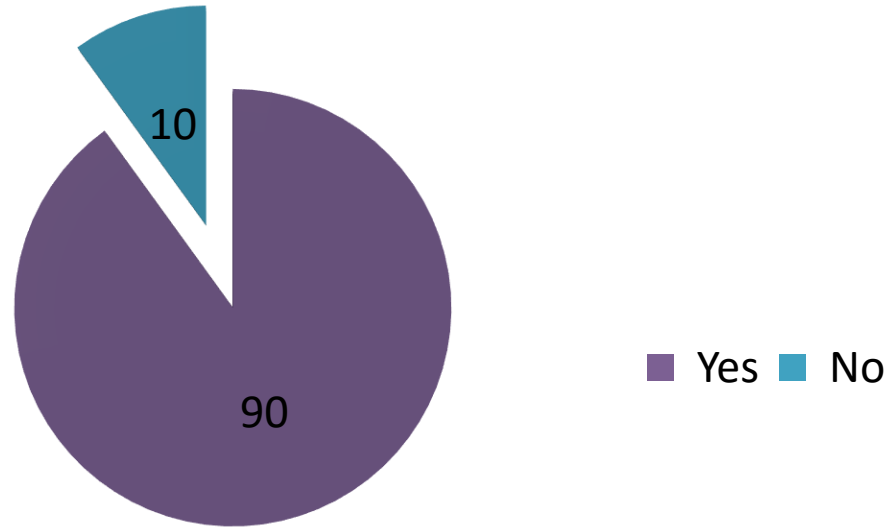
Value	Percent
Yes	9.3%
No	90.7%

5. If you have gone somewhere else for a procedure, where have you gone? Select one.



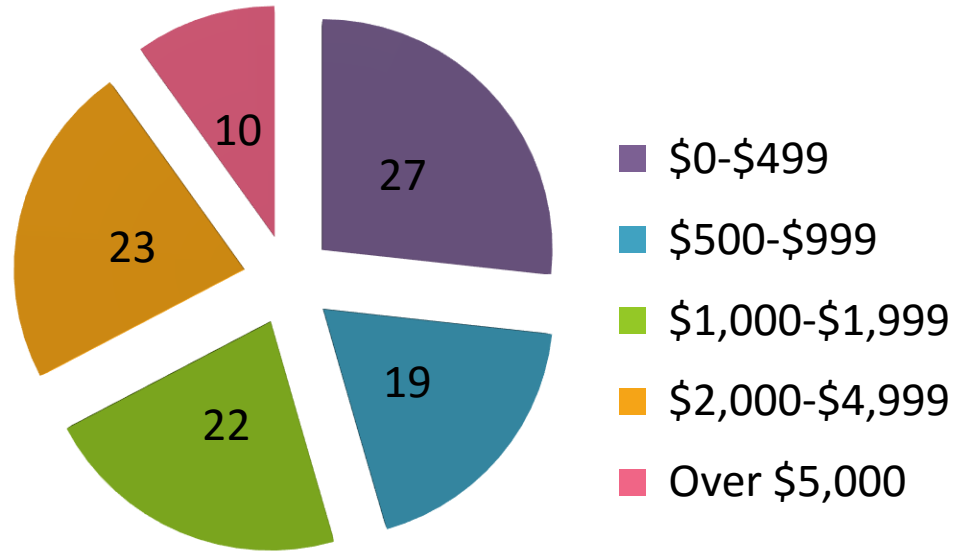
Value	Percent
Out-of-state	30.0%
Mexico	40.0%
Canada	0.0%
Other - Write In	30.0%

6. Have you had to pay for items out-of-pocket because they were not covered by your current plan?



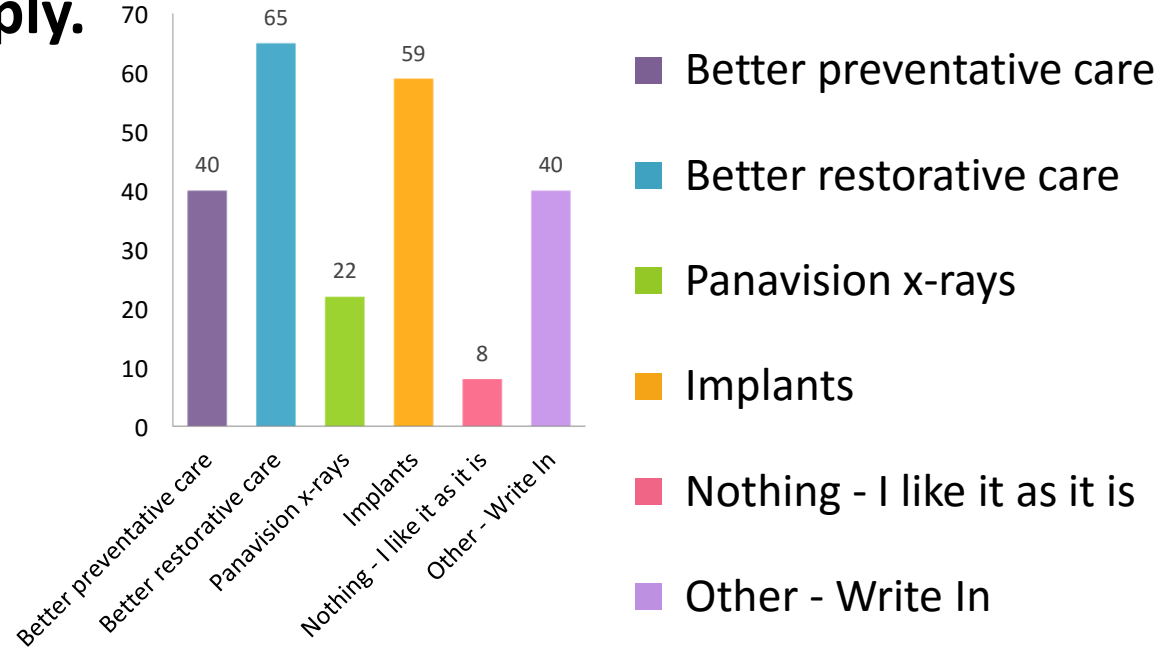
Value	Percent
Yes	89.6%
No	10.4%

7. Approximately how much were your out-of-pocket costs for dental care last year? Select one.



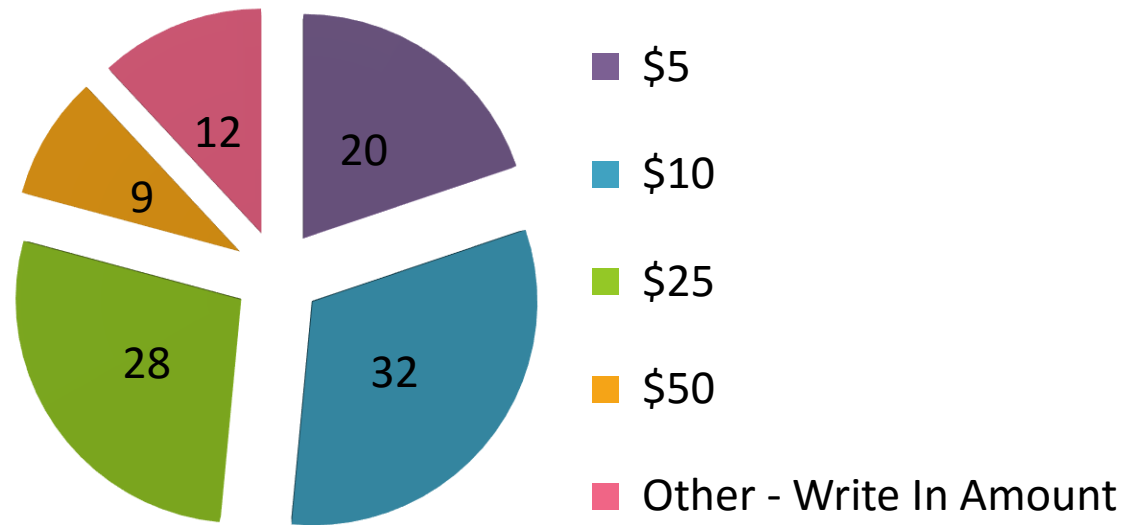
Value	Percent
\$0-\$499	26.5%
\$500-\$999	19.4%
\$1,000-\$1,999	21.7%
\$2,000-\$4,999	22.7%
Over \$5,000	9.7%

8. I would like to see the following added to my dental plan. Select as many as apply.



Value	Percent
Better preventative care	39.6%
Better restorative care	65.0%
Panavision x-rays	21.7%
Implants	59.0%
Nothing - I like it as it is	7.5%
Other - Write In	39.9%

9. If you could get expanded dental coverage (for implants, extra cleanings, etc), how much would you be willing to pay per month? Select one.



Value	Percent
\$5	19.7%
\$10	32.5%
\$25	27.5%
\$50	8.7%
Other - Write In Amount	11.6%